

**WELDING CABINETS 50/60 HZ**




**WELDING CABINETS :**

- STANDARD
  - SPECIAL
- POWER UNITS**



## STANDARD WELDING CABINETS

COMPACT



**T1500**

- ➔ **36 to 225 kVA**
- ➔ **Modular**
- ➔ **Compact**
- ➔ **Optional fluid panel on the back of the cabinet**



**T5000**

- ➔ **250 to 550 kVA**



**Compact Welder**  
(see commercial documentation  
Ref. : C377GB)

FLEXIBLE

MODULAR

## CONFIGURATION GRID

WELDING CABINET TYPE	T1504	T1509	T1514	T1522	T5025	T5035	T5055
Standard 400V Reference :	ZT20400002	ZT20900002	ZT21400002	ZT22200002	ZT52500002	ZT53500002	ZT55500002
Power (kVA) at 50% duty cycle - 400V	36	90	140	225	250	350	550
Power at 100% duty cycle (kVA) - 400V	25	64	100	160	177	252	400
<b>Main breaker 400V with shunt trip</b>							
Rating - A	63	160	250	400	630	630	1000
Thermal release - A	63	160	250	400	443	630	1000
Magnetic release - A	1120	1250	2500	4000	4430	630	10000
Thyristors 400V - A	240	800	1200	1800	1800	3300	4000
<b>Power cable section (20 m)</b>							
Phase/earth - 400V - mm <sup>2</sup>	16/16	35/25	70/35	120/70	120/70	185/95	300/150
Fuses - 400V - A	63	160	250	400	500	630	1000
Cooling water flow - l/mm	4	4	4	4	4	4	4
Hoses internal Ø - mm	10	10	10	10	10	10	10
<b>Options</b>							
A - Under voltage remote trip	HCO1504A	HCO1509A	HCO1514A	HCO1522A	standard feature		
B - Bimanual Pilz relays (single stroke)	HCO1500B				HCO1500B		
C - Bimanual Pilz relays (double stroke)	HCO1500C				HCO1500C		
D - ELCB (30mA)	standard feature		HCO1514D	HCO1522D	N/A		
F1 - Fluid panel 1 manual gun 1 pressure regulator	HCO1500F1				HCO1500F1		
F2 - Fluid panel 2 manual guns 2 pressure regulators	HCO1500F2				HCO1500F2		
F3 - Fluid panel 2 manual guns & proportional valve	HCO1500F3				HCO1500F3		
F4 - Fluid panel 1 robot gun & proportional valve	HCO1500F4				HCO1500F4		
G1 - Fluid panel F1 + water flow controller	HCO1500G1				HCO1500G1		
G2 - Fluid panel F2 + water flow controller	HCO1500G2				HCO1500G2		
G3 - Fluid panel F3 + water flow controller	HCO1500G3				HCO1500G3		
G4 - Fluid panel F4 + water flow controller	HCO1500G4				HCO1500G4		
H - Clear protection window	HCO1500H				standard feature		
I - Isolation contactor	specific - creation of a V03 xxx xxxx number				specific - creation of a V03 xxx xxxx number		
K - Function kit : lights, switches...	HCO1500K				HCO1500K		
L - 16 program selector	HCO1500L				HCO1500L		
M - Primary toroid 1500mV/kA	HCO1500M				HCO1500M		
P - 12 p. Souriau socket	standard feature		HCO1500P		HCO1500P		
R - Kit of 6 relays for cascade	HCO1500R				HCO1500R		
S - Floor stand	HCO1500S				N/A		
S0 - synchro without backup network	optional feature				optional feature		
S1 - synchro without backup network 230V	optional feature				optional feature		
S2 - synchro without backup network 400V	optional feature				optional feature		
S3 - synchro without backup network 400V	optional feature				optional feature		
T - 32 program selector	HCO1500T				HCO1500T		
V - Auxiliary 24 VDC power supply	HCO1500V				HCO1500V		
W - WAGO terminal bar	HCO1500W				standard feature		

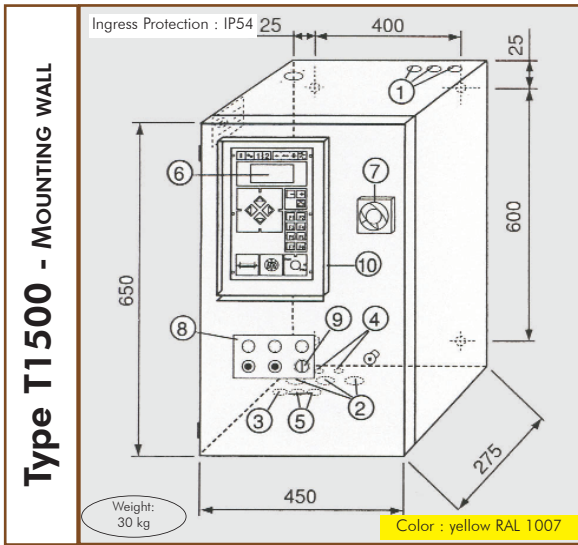
POWERFUL

FLEXIBLE

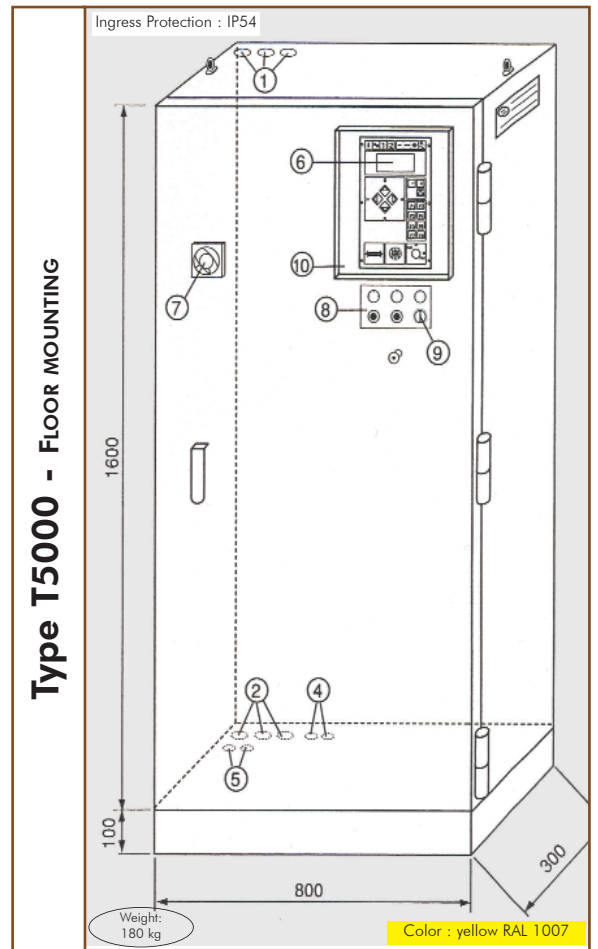
USER-FRIENDLY



## WELDING CABINET - DIMENSIONS AND CONNECTIONS



- ① Power network connection 2 x PG42 + PG36 for T5000; 2 x PG36 + PG29 for T1500
- ② Welder power connection 2 x PG42 + PG36 for T5000; 2 x PG36 + PG29 for T1500
- ③ Auxiliaries welder connection PG11 (or 12p SOURIAU socket for manual gun)
- ④ Water inlet and outlet connections for Ø10 mm hoses
- ⑤ Reserve (2 holes 1 x Ø 19mm)
- ⑥ Welding controller
- ⑦ Main breaker
- ⑧ Optional lights and switches kit
- ⑨ Program selection
- ⑩ Clear protection window



**Primary current toroid 1500mV/kAmp D86/45**  
Ref.: 20980012 - Drawing : 52745



**Converter RS 232/485**  
**Link between PC & controller 2x16III**  
Length : 3 m - Ref. : AG128590



**Thyristor panel 230V**

Type	Complete	Thyristor block	Control PCB
800A	ZRA041	00852692	0019974900
1200A	ZRA091	00852680	0019974900
1800A	ZRA141	00852700	0019975000



**Thyristor panel 400V**

Type	Complete	Thyristor block	Control PCB
240A	ZRA042	00852709	0019913201
800A	ZRA092	00852692	0019913201
1200A	ZRA142	00852680	0019913201
1800A	ZRA222	00852700	0019937500

**Welding controller**

Type	Complete	Power supply
5T2P	ZAA0A6A9DPIS	60380013
7T8P	ZAA0A6B9DPIS	60380013
10T16P	ZAA0A7A9DPIS	60380013
10T32P	ZAA0A7B9DPIS	60380013



**Supply cable: thyristor panel ↔ controller**

Length :	1 m	Ref. : B1852687	Drawing 21696
Length :	1,5 m	Ref. : B1852687	Drawing 21696
Length :	2 m	Ref. : AS852687	Drawing 21696
Length :	4 m	Ref. : A1852687	Drawing 21696

**Secondary current toroid 150mV/kAmp**

Ref. without connector :  
 Ø 150 mm - 20980002 - Ø 200 mm - 20980003 - Ø 300 mm - 20980006  
 Ref. with connector Sub D9E :  
 Ø 150 mm - 20980011 - Ø 200 mm - 20980013 - Ø 300 mm - 20980016



## SPECIAL WELDING CABINETS

ARO Controls also makes special cabinets to answer all the welding requirements (contact us)

Air cooled T1500  
(natural convection)



Medium Frequency cabinet  
with 4 inverters



Cabinet with small footprint  
(can be attached to the side  
of robot controller)



Cabinet for robot  
control



POWERFUL


FLEXIBLE

USER-FRIENDLY

## POWER UNITS

A complete range to answer all needs :

- **From 36 to 550 kVA**
- **for networks from 200 to 690V**
- **Compact**



Air cooled power unit

Water cooled power unit



**Controls**  
Soci t  du Groupe ARO

### ARO S.A.

1, avenue de Tours  
72500 Ch teau-du-Loir  
FRANCE

☎ 33 2 43 44 74 00

☎ 33 2 43 44 74 01

<http://www.aronet.com>

Your partner

Non contractual document. ARO reserves the right to make changes in these specifications at any time and without notice in order to supply the best possible product. With the issue of this catalogue any previous data contained in earlier catalogues or data sheets are superseded.